



ARCHITECTURAL & RESIDENTIAL



EXTRAORDINARY
DESIGN
DEMANDS
EXTRAORDINARY
PRODUCTS

Champagne



Toasted Gray



www.hebronbrick.com

Sahara



Misty Gray



www.hebronbrick.com

Goldenrod



Goldenrod & Red



Sea Gray #6



Ashton

www.hebronbrick.com



Silverado & Champagne



Silverado

www.hebronbrick.com



Sea Gray #12



Slate Gray

Chocolate



Chocolate & Maple

w w w . h e b r o n b r i c k . c o m

Buckwheat



Buckwheat & Walnut Creek Ironspot



w w w . h e b r o n b r i c k . c o m

**Walnut Creek
Ironspot**



Sunset





**Copper Creek
Ironspot**



Scoria

www.hebronbrick.com



Maple



Mahogany

www.hebronbrick.com



Red



**Crimson Creek
Ironspot**



Maroon




Wild Rose

www.hebronbrick.com



Garnet



Garnet

www.hebronbrick.com



Rosemont



Brampton



Cherry Creek Ironspot & Meadow Creek Ironspot

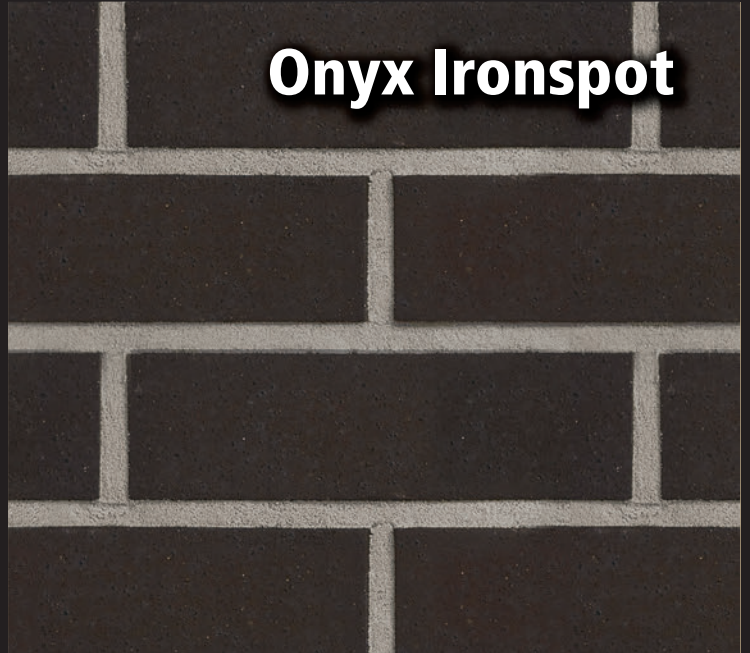


**Cherry Creek
Ironspot**

w w w . h e b r o n b r i c k . c o m



Santana Rose



Onyx Ironspot

w w w . h e b r o n b r i c k . c o m



Opus



Overture



Medora



Bighorn

www.hebronbrick.com



Homestead 289



**Meadow Creek
Ironspot**

www.hebronbrick.com



Hacienda Gray



Shiloh

Harbourtown



Harbourtown

www.hebronbrick.com

Cascade



Waterford



www.hebronbrick.com

Hacienda Adobe



Winston





Madison



Madison

www.hebronbrick.com



Desert Common



Desert Common

www.hebronbrick.com



Prairie Common



Prairie Common

Castlewood



Castlewood

www.hebronbrick.com

Brandywine



Brandywine



www.hebronbrick.com

Dakota Common



Dakota Common





Brick Lite™

GENUINE CLAY THIN BRICK



Harbourtown



Madison

w w w . h e b r o n b r i c k . c o m



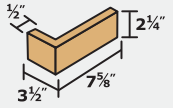
Desert Common



Prairie Common

Corner

Dimensions:

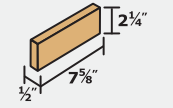


Corner

Packaging:

5 ln. ft. per box
24 corners per box
24 lbs. per box

Dimensions:



Packaging:

7.3 sq. ft. per box
50 slices per box
37.5 lbs. per box



Castlewood



Brandywine

w w w . h e b r o n b r i c k . c o m



Dakota Common



Winston

PLEASE NOTE THAT ALL COLORS ARE NOT AVAILABLE IN ALL SIZES.


BRICK PALETTE



CHAMPAGNE



SAHARA



SEA GRAY #12




OPUS



GOLDENROD



MISTY GRAY



SILVERADO



OVERTURE



BUCKWHEAT



TOASTED GRAY



SLATE GRAY



CHOCOLATE



MAPLE



SEA GRAY #6



ONYX IRONSPOT




**WALNUT CREEK
IRONSPOT**

PLEASE MAKE FINAL COLOR SELECTION FROM ACTUAL BRICK SAMPLES.

*ALSO AVAILABLE IN BRICK LITE




ASHTON




SCORIA




WILD ROSE




BRAMPTON



BIGHORN



SHILOH



MADISON*




PRAIRIE COMMON*



MEADOW CREEK
IRONSPOT




RED




ROSEMONT




GARNET



MEDORA



HACIENDA GRAY



HARBOURTOWN*



WINSTON*




COPPER CREEK
IRONSPOT




MAROON




SANTANA ROSE




CRIMSON CREEK



CASCADE



HOMESTEAD 289



DESERT COMMON*



DAKOTA COMMON*



SUNSET




MAHOGANY



CHERRY CREEK



WATERFORD



HACIENDA ADOBE



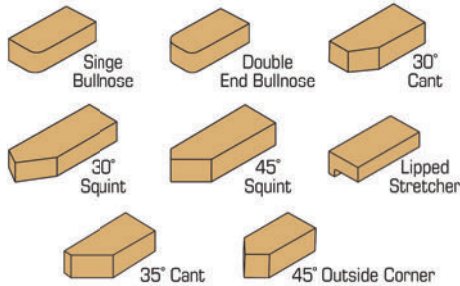
CASTLEWOOD*


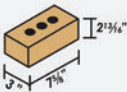






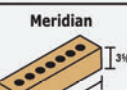



BRANDYWINE*

SPECIAL SHAPES

HEBRON BRICK CAN MANUFACTURE A WIDE VARIETY OF SPECIAL SHAPES FOR YOUR PROJECT. SOME EXAMPLES OF SHAPES THAT WE REGULARLY PRODUCE FOR OUR CUSTOMERS...



Modular 	AVG. WEIGHT	3.6 lbs / 1.6 kg
	SIZE D x H x L*	3 5/8 x 2 1/4 x 7 5/8
	BRICK PER SQ. FT- 3/8 JOINT	6.85
	SIZE IN MM†	90 x 57 x 190
Scotty 	AVG. WEIGHT	3.6 lbs / 1.6 kg
	SIZE D x H x L*	3 x 2 13/16 x 7 5/8
	BRICK PER SQ. FT- 3/8 JOINT	5.65
	SIZE IN MM†	76 x 71 x 190
Engineer Modular 	AVG. WEIGHT	4.3 lbs / 2.0 kg
	SIZE D x H x L*	3 5/8 x 2 13/16 x 7 5/8
	BRICK PER SQ. FT- 3/8 JOINT	5.65
	SIZE IN MM†	90 x 71 x 190
Closure 	AVG. WEIGHT	5.5 lbs / 2.5 kg
	SIZE D x H x L*	3 5/8 x 3 5/8 x 7 5/8
	BRICK PER SQ. FT- 3/8 JOINT	4.5
	SIZE IN MM†	90 x 90 x 190
Norman 	AVG. WEIGHT	5.3 lbs / 2.4 kg
	SIZE D x H x L*	3 5/8 x 2 1/4 x 11 5/8
	BRICK PER SQ. FT- 3/8 JOINT	4.57
	SIZE IN MM†	90 x 57 x 290
Super Scotty 	AVG. WEIGHT	5.6 lbs / 2.5 kg
	SIZE D x H x L*	3 x 2 13/16 x 11 5/8
	BRICK PER SQ. FT- 3/8 JOINT	3.77
	SIZE IN MM†	76 x 71 x 290
Norwegian 	AVG. WEIGHT	6.6 lbs / 3.0 kg
	SIZE D x H x L*	3 5/8 x 2 13/16 x 11 5/8
	BRICK PER SQ. FT- 3/8 JOINT	3.77
	SIZE IN MM†	90 x 71 x 290
Utility / Saxon 	AVG. WEIGHT	8.3 lbs / 3.8 kg
	SIZE D x H x L*	3 5/8 x 3 5/8 x 11 5/8
	BRICK PER SQ. FT- 3/8 JOINT	3.00
	SIZE IN MM†	90 x 90 x 290
Meridian 	AVG. WEIGHT	10.9 lbs / 5.0 kg
	SIZE D x H x L*	3 5/8 x 3 5/8 x 15 5/8
	BRICK PER SQ. FT- 3/8 JOINT	2.25
	SIZE IN MM†	90 x 90 x 390
Meridian 	BRICK PER SQ. M-9.5 MM JOINT	25

* Standard U.S. dimensions in inches. Manufactured size is within current ASTM FBS tolerances of these dimensions.
 † Standard Canadian dimensions in mm. Manufactured size is within current CSA Type S tolerances of these dimensions.



OVER 110 YEARS



AND STILL GOING STRONG

SMOOTH

VELOUR

RUGE

PLEASE NOTE THAT ALL COLORS ARE NOT AVAILABLE IN EVERY SIZE OR TEXTURE. VISIT HEBRONBRICK.COM FOR DETAILED AVAILABILITY.

HEBRON BRICK PLANT
 1000 WASHINGTON AVE E
 HEBRON, ND 58638
 701-878-4428
 FAX 701-878-4524

SALES OFFICES:

2300 MAIN AVE
 FARGO, ND 58103
 701-232-0781
 FAX 701-232-8919

2211 W 50TH ST
 SIOUX FALLS, SD 57105
 605-331-3640
 FAX 605-331-6365

1201 N 47TH ST
 GRAND FORKS, ND 58203
 701-738-8000
 FAX 701-775-8123

404 S BURLINGTON AVE
 FERGUS FALLS, MN 56537
 218-739-3671
 FAX 218-739-9099

1420 INTERSTATE LOOP
 BISMARCK, ND 58503
 701-250-1669
 FAX 701-250-1671

2311 ELK DR
 MINOT, ND 58701
 701-839-6644
 FAX 701-837-4514

1543 DEADWOOD AVE N
 RAPID CITY, SD 57702
 605-343-3733
 FAX 605-343-2303



PRINTED IN THE USA